

# CUSTOM SUIT MEASUREMENT FORM



CARLSBAD, CA

MOORESVILLE, NC

5861 Edison Place Carlsbad, CA 92008

111 Poplar Pointe Dr Unit C Mooresville NC 28117

Tel: 760.268.0710 www.K1RaceGear.com

- Please do not measure yourself. Have someone measure, but not a tailor.
- Wear tight fitting, comfortable clothes such as underwear.
- Use a cloth measuring tape and keep it tight to the skin.
- Take exact measurements and do not add anything to them.

**K1 RaceGear will not be responsible for measurement errors. The suit will be made to the dimensions provided. Your signature below releases us from any liability due to measurement errors.**

Signature: \_\_\_\_\_ Date: \_\_\_\_\_

- A \_\_\_\_\_ **Neck** - Measure around the base of the neck
- B \_\_\_\_\_ **Chest** - Around chest with arms down. Big breath in
- C \_\_\_\_\_ **Stomach** - Around widest part of stomach
- D \_\_\_\_\_ **Waist** - Feet together, around waist at widest part
- E \_\_\_\_\_ **Hips** - Feet together, around hips at widest part
- F \_\_\_\_\_ **Thigh** - Standing up, measure thigh at the widest part
- G \_\_\_\_\_ **Calf** - Standing up, measure calf at the widest part
- H \_\_\_\_\_ **Armpit to Floor** - Snugly against the armpit to floor
- I \_\_\_\_\_ **Outseam** - Waistband to floor
- J \_\_\_\_\_ **Upper Torso Length** - Indent of neck to waist
- K \_\_\_\_\_ **Neck to Crotch** - Hollow of neck to front crotch seam (do not run tape under crotch)
- L \_\_\_\_\_ **Full Pant Rise** - Front waist line under to the back waist line
- M \_\_\_\_\_ **Full Torso Length** - Side of shoulder down and around crotch seam up to the same part of shoulder
- N \_\_\_\_\_ **Shoulders** - The part behind the shoulders at the widest point, from bone to bone
- O \_\_\_\_\_ **Sleeve** - Shoulder bone to just below wrist bone
- P \_\_\_\_\_ **Bicep** - Around flexed bicep
- Q \_\_\_\_\_ **Forearm** - Around forearm at widest part
- R \_\_\_\_\_ **Inseam** - Crotch seam to floor

Date: \_\_\_\_\_

Name: \_\_\_\_\_

Email: \_\_\_\_\_

Phone: \_\_\_\_\_

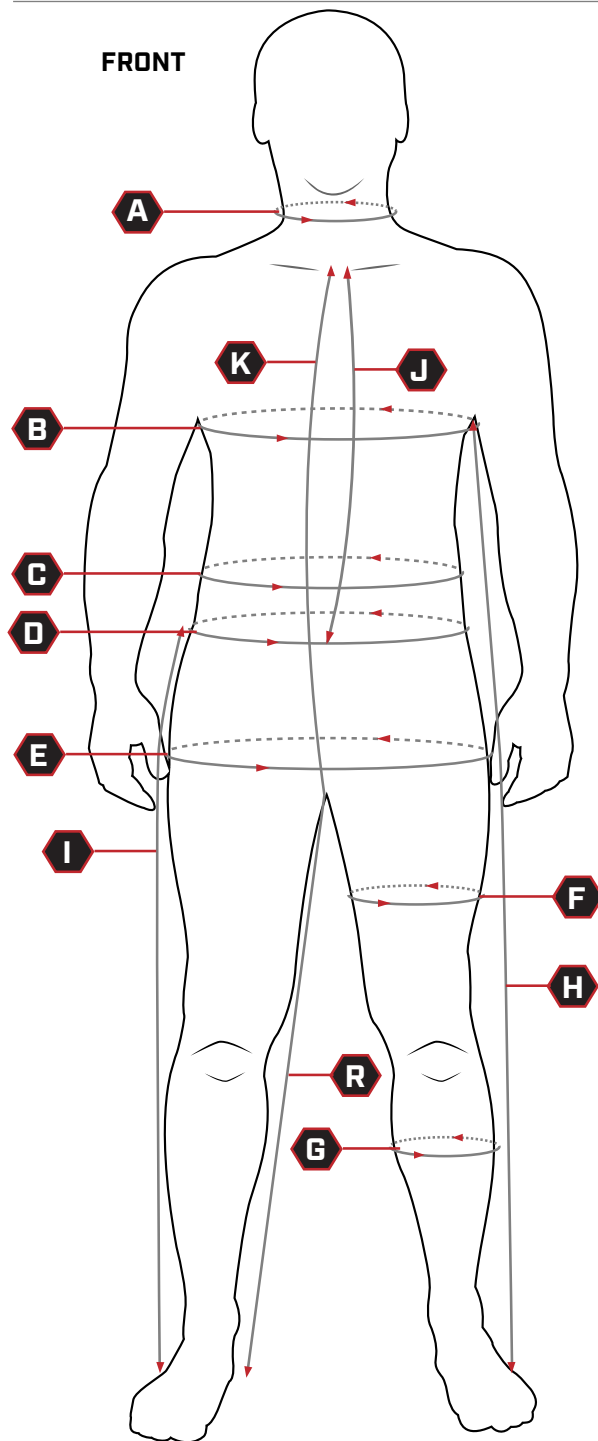
Height: \_\_\_\_\_ ft \_\_\_\_\_ in Weight: \_\_\_\_\_ lbs

Measurements By: \_\_\_\_\_

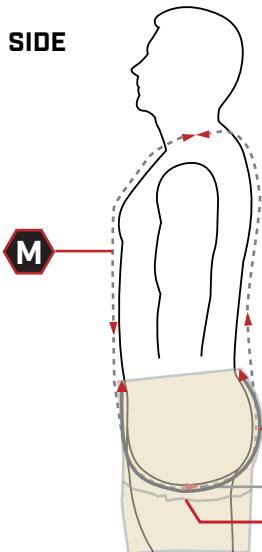
Body Type: Slim \_\_\_\_\_ Average \_\_\_\_\_ Stocky \_\_\_\_\_

Preferred Fit: Tight \_\_\_\_\_ Standard \_\_\_\_\_ Loose \_\_\_\_\_

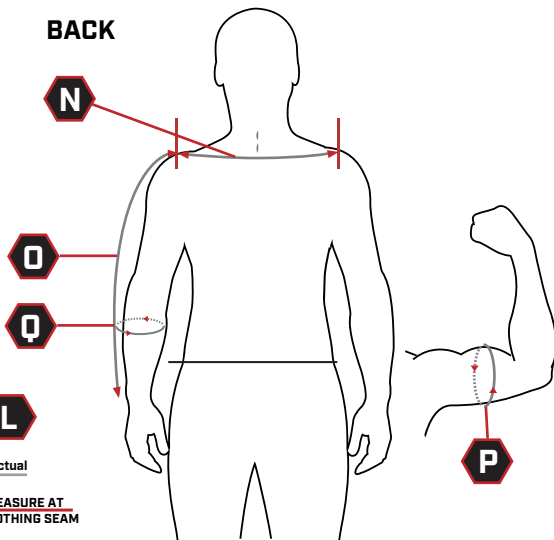
FRONT



SIDE



BACK



Measure at actual Body Crotch  
DO NOT MEASURE AT LOOSE CLOTHING SEAM